


Handwriting Without Tears®



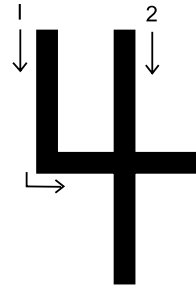
1 starts in the starting corner.
1 makes a big line down.
1 stops in the corner.



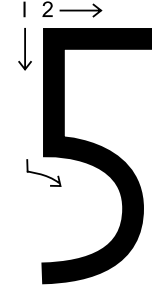
2 starts in the starting corner.
2 makes a big curve.
2 stops in the corner.
2 walks away on the bottom.



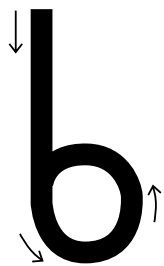
3 starts in the starting corner.
3 makes a little curve to the middle.
3 makes another little curve to the bottom corner.




4 starts in the starting corner.
4 makes a little line down to the middle.
4 walks across the dark night.
4 jumps to the top and says, "I did it." (big line down)



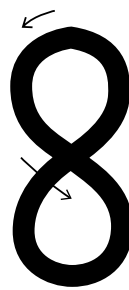
5 starts in the starting corner.
5 makes a little line down to the middle. It starts to rain.
5 makes a little curve around.
5 puts a little line on top to stop the rain.



6 starts in the starting corner.
6 is a baby bear.
6 goes down to curl up in the corner.
6 is hibernating.



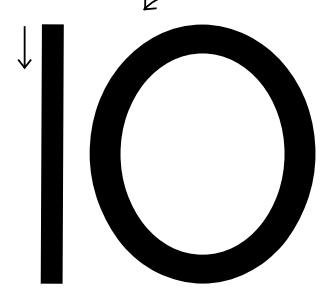
7 starts in the starting corner.
7 makes a little line across the top.
7 says, "I better slide down."



8 is different.
8 doesn't like corners.
8 starts at the top center.
8 begins with S and then says, "I want to go home."



9 is so special.
9 has its own corner.
9 makes a little curve.
9 goes up to the corner.
9 makes a big line down.



10 uses two places.
1 comes first.
0 is next.
0 starts at the top center.
10 is finished.

© 2008 Jan Z. Olsen Reprinted with permission of Handwriting Without Tears, Inc.